




Study Area

Midtown Reliability Project



Legend

-  Study Area
-  In-Service 138kV Substation
-  Proposed 138kV Substation

Sources: Esri, Tucson Electric Power
Projection: NAD 1983 UTM Zone 12N
Basemap: Community / World Topographic

This map is for planning purposes only. TEP and
UNS Energy make no warranty of its accuracy.

